



5 SERIES CUSTOM VENTILATOR SYSTEMS

Viking 5 Series – VBCV

APPEARANCE AND DESIGN

- Backlit LED knobs extend and illuminate to control lighting level and fan speed, then fully retract when not in use
- Seamless design provides a refined finish to your kitchen
- Tough-box ventilator housing protects blower and quietly removes smoke and odor
- Quietest hood and ventilator combination in the industry
- Multi-speed ventilator control knob allows precise adjustment to desired fan speed
- Maintenance-free ventilators never need to be cleaned with the commercial-type hood filters doing the dirty work
- Cook with peace of mind as the built-in heat sensor activates the ventilator to full power if cooking temperatures reach uncomfortable levels
- Ventilators must be purchased separately and are available in internal, external, and in-line models (See Ventilation guide for compatibility) Must use Viking ventilator kits with Viking hoods



BRIGHT LED LIGHTING

- Dimmable lighting controls provide custom illumination for enhanced surface cooking visibility
- Long-life LED light bulbs are energy efficient and easily replaceable
- Heat lamps conveniently keep food warm until ready to serve (not available on Island Hoods)

EASY CLEANUP

- Commercial-type baffle filters efficiently remove heat and grease vapors from the air
- Stainless steel dishwasher-safe filters are easily removed for quick cleaning
- Low-profile filter system reduces interior hood space, leaving less surface to clean
- Removable trough collects liquefied grease for convenient disposal

INTERIOR, EXTERIOR, OR IN-LINE VENTILATORS

- Wall hoods
 - Interior-power ventilator kits – 300 CFM (VINV300), 600 CFM (VINV600), or 1,200 CFM (VINV1200)
 - Exterior-power ventilator kits – 900 CFM (DEV900), 1,200 CFM (DEV1200), or 1,500 CFM (DEV1500)
 - In-line-power ventilator kits – 900 CFM (DIL900) or 1,200 CFM (DIL1200)
 - See specification chart for compatibility
- One ventilator, one duct run for any size hood/ventilator

MODEL NUMBERS

- VBCV53638 – 36"W. Built-In Custom Ventilator Systems
- VBCV54238 – 42"W. Built-In Custom Ventilator Systems
- VBCV54838 – 48"W. Built-In Custom Ventilator Systems
- VBCV56038 – 60"W. Built-In Custom Ventilator Systems

ACCESSORIES

- WGP36SS – Wall Hood Warming Shelf Panels for 36" Hood
- WGP48SS – Wall Hood Warming Shelf Panels for 48" Hood
- BKS36SS – Wall Hood Backsplash for 36" Hood
- BKS48SS – Wall Hood Backsplash for 48" Hood
- BKS60SS – Wall Hood Backsplash for 60" Hood

DESIGN OPTIONS

- Custom ventilator blends seamlessly into cabinetry with locally supplied panels

WARRANTY

- 2-year full – complete product
- 90-day full – cosmetic parts such as glass, painted items and decorative items
- 5-year limited – ventilator motors



5 SERIES CUSTOM VENTILATOR SYSTEMS

Viking 5 Series – VBCV

WALL CUSTOM VENTILATOR SYSTEM				
DESCRIPTION	VBCV53638	VBCV54238	VBCV54838	VBCV56038
Number of Filters	2	2	3	4
Heat Lamps	1	1	2	3
Interior Ventilator Kits	VINV300/600	VINV600	VINV1200	VINV1200*
Exterior Ventilator Kits	DEV900/1200*	DEV900/1200*	DEV1200*/1500**	DEV1200*/1500**
In-Line Ventilator Kits	DIL1200	DIL1200	DIL1200	DIL1200
Interior Duct Size	7"10" (17.8/25.4 cm)		10" (25.4 cm)	
Exterior Duct Size	10" (24.5 cm)			
Interior—Maximum Amps	4.2/5.2/8.2	10.8	10.8	10.8
Exterior—Maximum Amps	8.0/5.3		7.8/8.5	
In-Line—Maximum Amps	5.3/7.2		9.6	9.6

* A 1,200 CFM interior- or exterior-power ventilator should be used when installed over range/rangetop with gas charrill. Max duct run is 50 ft (15.2 m).

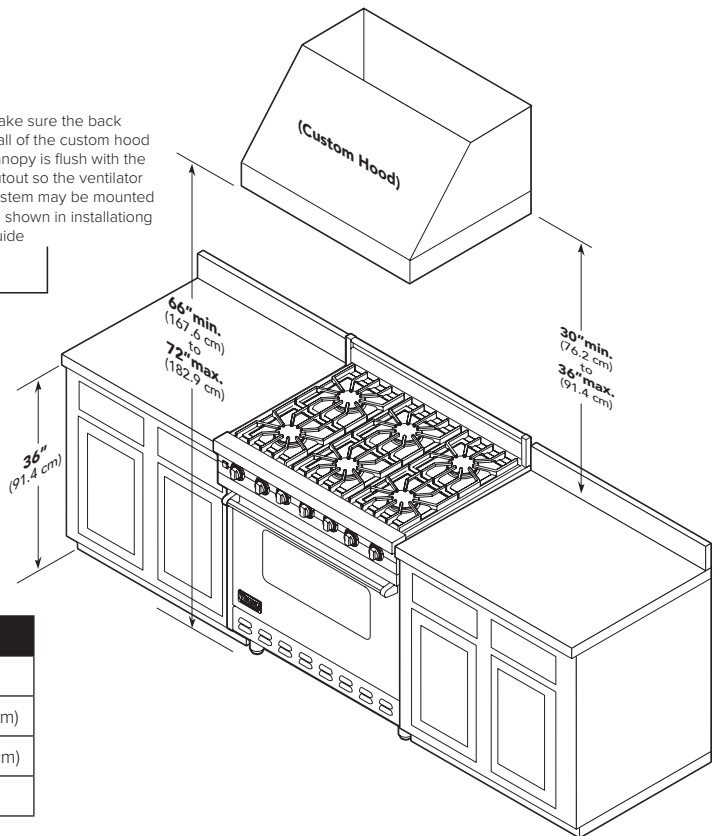
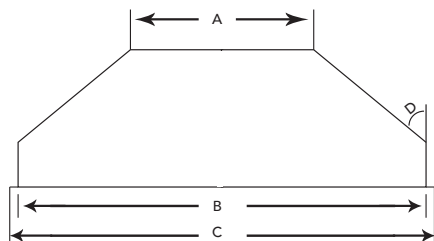
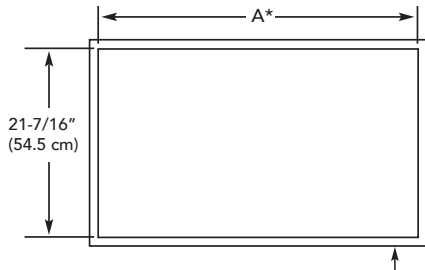
** It is recommended that the 1,500 CFM ventilator be used with longer duct runs. Max duct run is 75 ft (22.9 m).

NOTE: Maximum amp rating for hoods includes recommended ventilator kit rating; All products must be hard wired with 2-wire with ground. An interior- or exterior-power ventilator kit must be purchased for installation with all 18"H. hoods.

Please do not prepare installation from brochure data only. See installation instructions for important clearance/installation information.

CUSTOM HOOD CANOPY BOTTOM CUTOUT DIMENSIONS

	A (Hood width)
36"W.	33-7/16" (84.9 cm)
42"W.	39-7/16" (100.2 cm)
48"W.	45-7/16" (115.4 cm)
60"W.	57-7/16" (145.9 cm)



	36" W.	42" W.	48" W.	60" W.
A	25" (63.5 cm)	25" (63.5 cm)	25" (63.5 cm)	31" (78.7 cm)
B	33-1/4" (84.5 cm)	39-1/4" (99.75 cm)	45-1/4" (114.3 cm)	57-1/4" (144.8 cm)
C	34-1/4" (87.0 cm)	40-1/4" (102.2 cm)	46-1/4" (117.5 cm)	58-1/4" (148.0 cm)
D	20°	32°	42°	49°



VIKING RANGE, LLC 111 FRONT STREET GREENWOOD, MISSISSIPPI 38930 USA

For detailed product information, model numbers, or to request a quote call 1-888-845-4641 or visit vikingrange.com

© 2020 Viking Range, LLC All rights reserved. Specifications subject to change without notice.